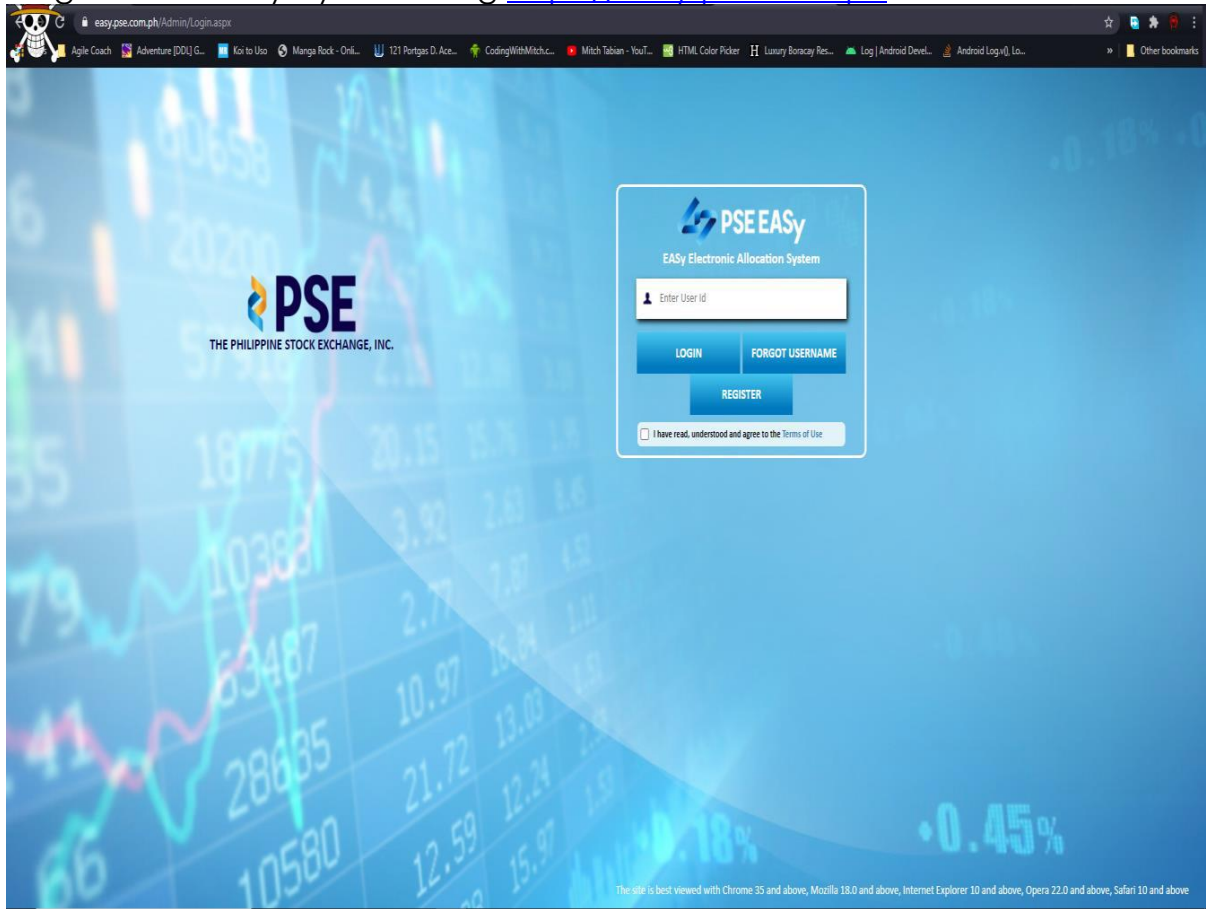


Subscribing to IPOs via PSE EASy

1. Login to PSE EASy by accessing <https://easy.pse.com.ph>



2. Select the desired IPO under the Active Event table in the Home Page.

The screenshot displays the PSE EASy Home Page. The page header includes the PSE EASy logo, the text 'THE PHILIPPINE STOCK EXCHANGE, INC. EASy Electronic Allocation System', and a user greeting 'WELCOME JOHN GARCIA GARCIA - INVESTOR ACCOUNT'. The main content area is divided into sections: 'My Portfolio', 'My Trading Participant', and 'Subscription Details'. The 'Subscription Details' section is currently empty, showing 'No Subscription Details'. Below this is the 'Active Event' table, which is highlighted with a red border. The table has the following columns: Stock Symbol, Event Name, Company, Start Date, End Date, and Action. A single row is visible with the following data: Stock Symbol: XYZ, Event Name: XYZ Company, Company: XYZ, Start Date: 07-17-2019, End Date: 07-18-2019, and Action: a blue button with a plus sign. At the bottom right of the page, there is a button labeled 'UPCOMING IPOs'.

Stock Symbol	Event Name	Company	Start Date	End Date	Action
XYZ	XYZ Company	XYZ	07-17-2019	07-18-2019	

3. Click the subscribe icon.

The screenshot shows the PSE EASY investor account interface. The header includes the PSE EASY logo, the text "THE PHILIPPINE STOCK EXCHANGE, INC. EASY Electronic Allocation System", and a user greeting "WELCOME JOHN GARCIA GARCIA - INVESTOR ACCOUNT". The main content area is divided into sections: "My Portfolio", "My Trading Participant", "Subscription Details", and "Active Event". The "Subscription Details" section contains input fields for "IPO Name", "Company", and a dropdown menu for "--List of Statuses--". Below this, a message states "No Subscription Details". The "Active Event" section features a table with columns for "Stock Symbol", "Event Name", "Company", "Start Date", and "End Date". A single row is visible with the following data: "XYZ", "XYZ Company", "XYZ", "07-17-2019", and "07-18-2019". To the right of this row is an "Action" button with a blue arrow icon and a "Subscribe" button below it. A red box highlights the "Action" and "Subscribe" buttons. At the bottom right, there is a blue button labeled "UPCOMING IPOs". The footer contains a link to "Privacy Policy | Terms of Use" and a copyright notice for 2018.

4. Review the details of the offer in the Application to Purchase (ATP) Form.

The screenshot displays the "Application to purchase" form in the PSE EASY investor account. The form is titled "Application to purchase" and has a close button (X) in the top right corner. Below the title is a tab labeled "Additional Information". The form contains several input fields, each with a red asterisk indicating a required field. A red box highlights the following fields and their values: "Stock Symbol" (XYZ), "Start Date" (07-17-2019), "End Date" (07-18-2019), "Currency" (PHP), "Final Offer Price" (5.74), "Lot Size" (100), "Maximum Number of Shares for Subscription" (17,400), and "Minimum Number of Shares for Subscription" (1,000). At the bottom right of the form, there are three buttons: "Save as Draft", "Send", and "Cancel". The footer of the page includes a link to "Privacy Policy | Terms of Use" and a copyright notice for 2018.

5. Key in your order and select your TP in the ATP Form.

THE PHILIPPINE STOCK EXCHANGE, INC.
EASy Electronic Allocation System

WELCOME JOHNY GARCIA GARCIA
INVESTOR ACCOUNT

Application to purchase

Contact Person 3 Details

Application to Purchase

Order Size (Shares) * 17,400

Trading Participant * Philippine Stock Exchange

Total Amount in PHP * 99,876.00

I agree to the Representations, Warranties, Authorization and Acknowledgment. [\(Click here\)](#)

Save as Draft Send Cancel

Privacy Policy | Terms of Use | © Copyright 2018 The Philippine Stock Exchange, Inc.

6. Tick-off the Acknowledgment Section of the ATP Form.

Application to purchase

Contact Person 3 Details

Application to Purchase

Order Size (Shares) *

Trading Participant *

Total Amount in PHP *

I agree to the Representations, Warranties, Authorization and Acknowledgment.

Please scroll below to read and acknowledge

1. All information contained in this Application to Purchase ("Application") are true and correct;
2. The Issuer, Underwriter, Receiving Agent, Transfer Agent, Trading Participant or any other recipient may rely upon the information provided in this Application and the representations and warranties provided herein;
3. I/the Corporation/the Partnership possess the power and authority, and that there is no legal, contractual or any other impediment, to enter into this Application and/or to purchase the Offer Shares;
4. I/the Corporation/the Partnership have read and understood, and unconditionally accept, the terms and conditions of the Offer, the Implementing Guidelines, and all rules and regulations governing the Offer;
5. I/the Corporation/the Partnership understand that no person has been authorized to give information or to make representation with respect to the Offer Shares other than those specified in the Prospectus;
6. I/the Corporation/the Partnership have read and understood, and relied upon, the Prospectus in deciding to submit this Application and/or to purchase the Offer Shares; and

Save as Draft Send Cancel

Application to purchase

Contact Person 3 Details

Application to Purchase

Order Size (Shares) *

Trading Participant *

Total Amount in PHP *

I agree to the Representations, Warranties, Authorization and Acknowledgment.

Please scroll below to read and acknowledge

Corporation's/the Partnership's name of the Offer Shares being applied for, or any lesser number in respect of which an Application may be accepted, in the Stock and Transfer Book of the Issuer. I/the Corporation/the Partnership undertake to sign all documents and to do all other acts necessary to enable me/the Corporation/the Partnership to be registered as the owners of the Offer Shares being applied for or any lesser number in respect of which the Application may be accepted, subject to the Articles of Incorporation (as amended) and By-Laws (as amended) of the Issuer, and the laws of the Republic of the Philippines.

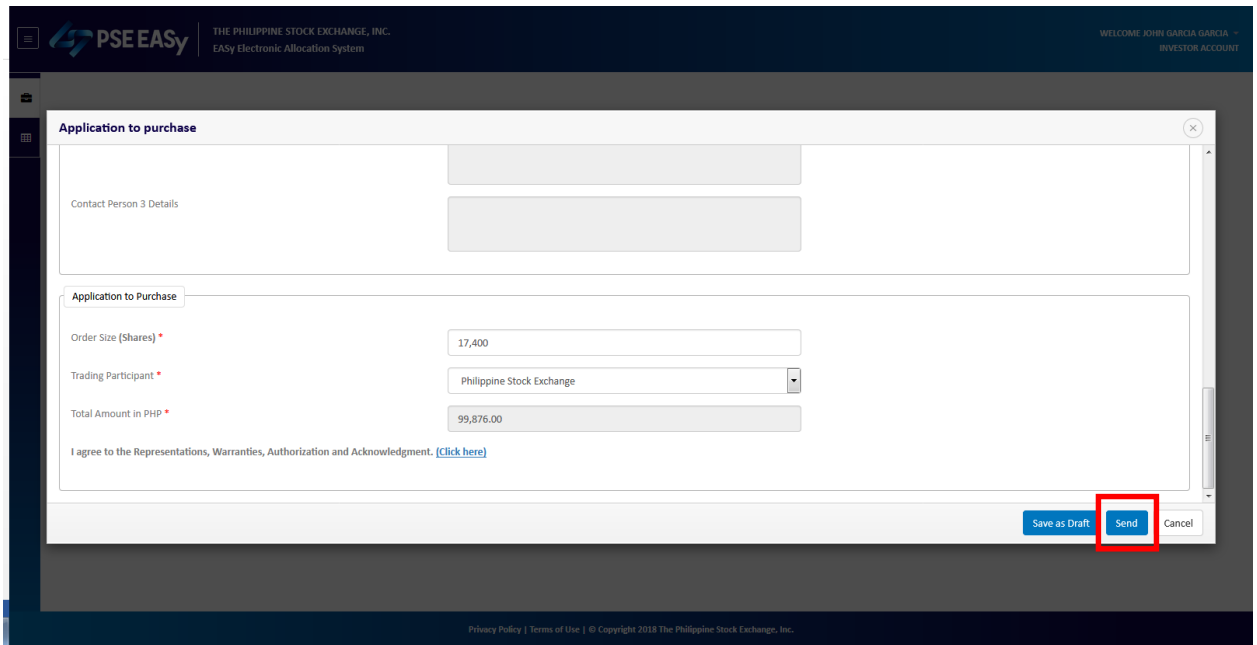
I/the Corporation/the Partnership also acknowledge that:

1. Applications received after the end of the Offer Period, or any extension thereof, Applications that do not comply with the terms and conditions of the Offer, the Implementing Guidelines, and all rules and regulations governing the Offer, Applications with incomplete requirements, and Applications that are not fully paid within the deadline for payment shall be rejected; and
2. Notwithstanding the acceptance of any Application, I/the Corporation's/the Partnership's actual subscription of the Offer Shares will be effected only upon listing of the Offer Shares at the PSE.

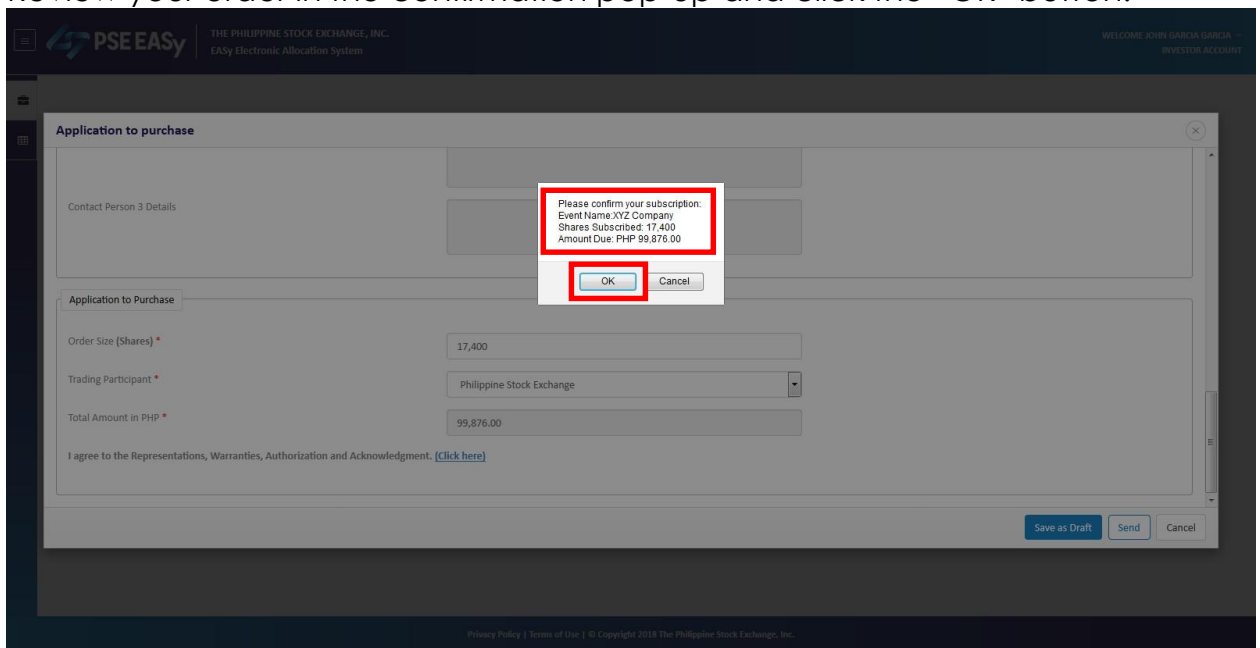
Check the box to acknowledge

Save as Draft Send Cancel

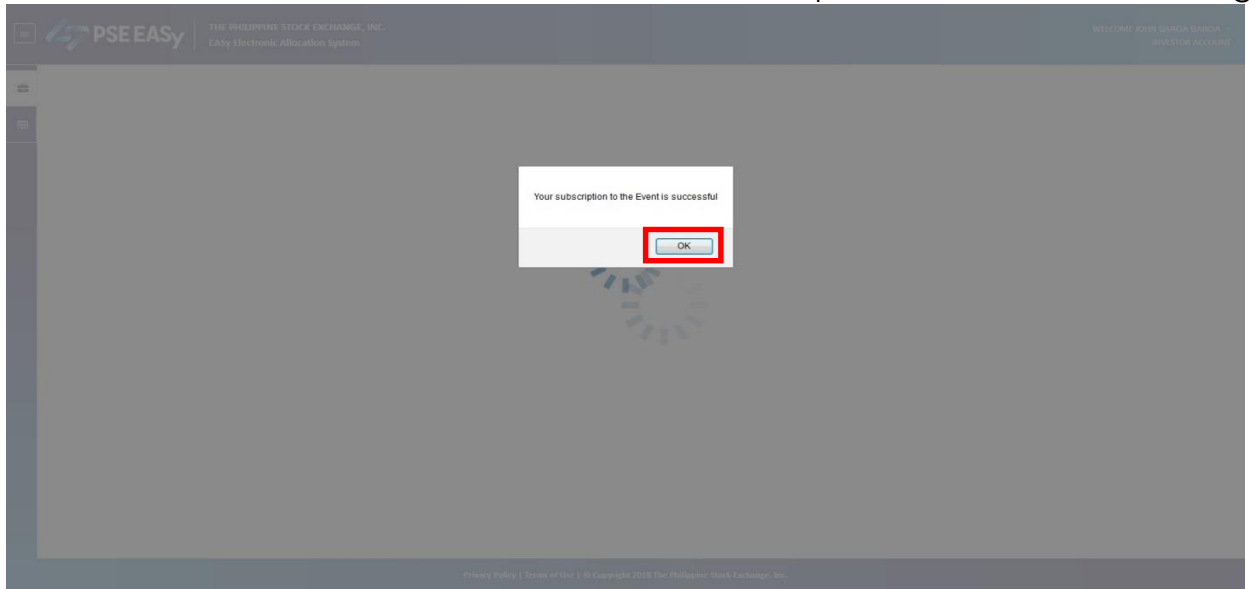
7. Click the "Send" button.



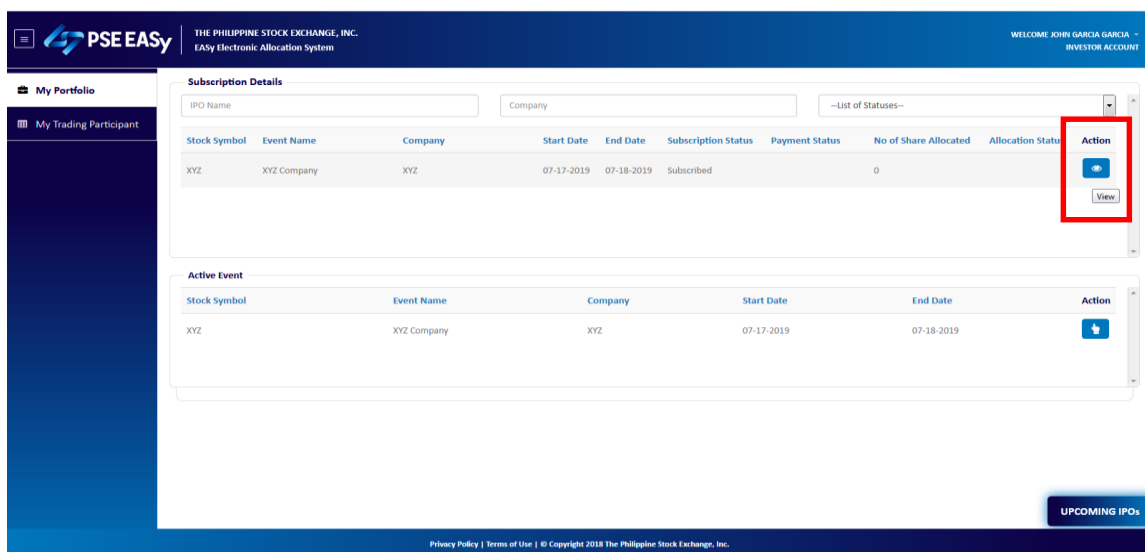
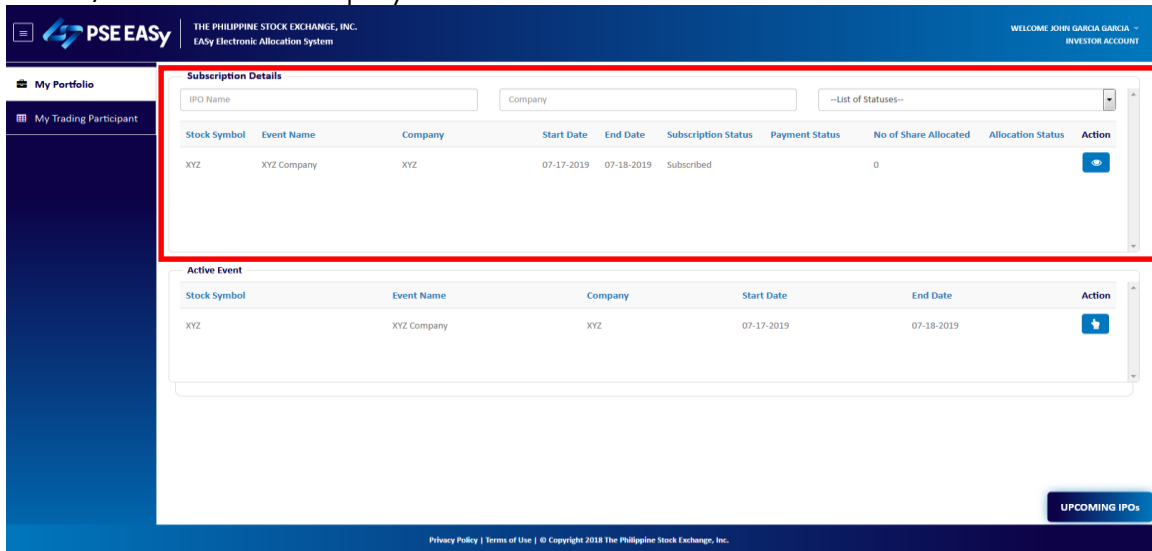
8. Review your order in the confirmation pop-up and click the "OK" button.




Click the "OK" button on the successful subscription confirmation message.



9. View / Download the payment details.




 THE PHILIPPINE STOCK EXCHANGE, INC.
 EASY Electronic Allocation System

WELCOME JOHN GARCIA GARCIA - INVESTOR ACCOUNT

Application to purchase

Event Details

Event Name * XYZ Company

Additional Information

Stock Symbol * XYZ

Start Date * 07-17-2019

End Date * 07-18-2019


Currency * PHP

Final Offer Price * 5.74

[Cancel Subscription](#)
[Print/Download Payment Details](#)
[Cancel](#)

Privacy Policy | Terms of Use | © Copyright 2018 The Philippine Stock Exchange, Inc.

10. Pay for your subscription.


 THE PHILIPPINE STOCK EXCHANGE, INC.
 LSI SUBSCRIPTION SYSTEM

Subscription Details

Event Name: XYZ Company

Event End Date: 07-18-2019

Trading Participant: Philippine Stock Exchange

Application to Purchase

Investor Name: John Garcia Garcia

Order Size (Shares): 17,400

Offer Price: PHP 5.74

Total Amount: PHP 99,876

Reference No: XYZ00071719000154677

Payment Instruction

Bank: ABC

Account Name: Account 1

Account Number: 0355789463454848

Special Instructions: The purchase price must be paid in full in Philippine Pesos through the above cited bank. The purchase price may be paid in (i) cash; (ii) a personal check drawn against an account with a BSP authorized bank at any of its branches located in Metro Manila; or (iii) a manager's or cashier's check issued by an authorized bank.

XYZ00071719000154677

[Print](#)
[Download](#)

11. Expect your payment to be reflected in the system the next day.

The screenshot displays the PSE EASY investor portal interface. At the top, the header includes the PSE EASY logo, the text 'THE PHILIPPINE STOCK EXCHANGE, INC. EASy Electronic Allocation System', and a user greeting 'WELCOME JOHN GARCIA GARCIA - INVESTOR ACCOUNT'. The main content area is divided into two sections: 'Subscription Details' and 'Active Event'. The 'Subscription Details' section features a search bar for 'IPO Name' and 'Company', and a dropdown menu for '--List of Statuses--'. Below this is a table with the following data:

Stock Symbol	Event Name	Company	Start Date	End Date	Subscription Status	Payment Status	No of Share Allocated	Allocation Status	Action
XYZ	XYZ Company	XYZ	07-17-2019	07-18-2019	Subscribed	Paid	0		

The 'Payment Status' cell in the table is highlighted with a red border. Below the subscription details is the 'Active Event' section, which contains a table with the following data:

Stock Symbol	Event Name	Company	Start Date	End Date	Action
XYZ	XYZ Company	XYZ	07-17-2019	07-18-2019	

At the bottom right of the page, there is a button labeled 'UPCOMING IPOs'. The footer contains the text 'Privacy Policy | Terms of Use | © Copyright 2018 The Philippine Stock Exchange, Inc.'